

Producing fruit that is not heavily damaged by pests requires planning. Though integrated pest management tactics such as cultural, biological, and physical measures are used, insecticide and fungicide sprays are typically required to produce acceptable quality fruit. Home gardeners are often more tolerant of minor blemishes and small losses than those who produce fruit commercially. This spray guide is designed to give good, but not perfect results.

The most effective and economical strategy for maintaining a healthy orchard is taking proper care of plants through site selection, watering, pruning, and cleanup. Apples have more pest problems than any other fruit grown in Kansas. Cedar-apple rust, scab, powdery mildew, and fireblight can cause serious damage to susceptible cultivars, with cedar-apple rust being the most harmful. Choosing resistant varieties eliminates the need for fungicide sprays for these diseases. Apples that are resistant

or very resistant to cedar-apple rust are listed in Table 3 along with ratings for other diseases. Less serious diseases such as sooty blotch and fly speck cause surface blemishes and can be tolerated by home orchardists.

The number one insect pest in Kansas is the codling moth, recognized in its larval form as the worm in the apple. There is no resistance for this pest, and sprays are often necessary to harvest acceptable fruit.



Once formed, fruit can be bagged to avoid spraying. For varieties that are not disease resistant, you will need to spray to prevent leaf diseases until petal fall. There are bags made specifically for bagging fruit called Japanese apple bags. Small paper lunch bags will work. Cut them down to 6 inches and make a slit to slip over the stem of the apple. Place bags over individual fruit when they are about the size of a quarter (about three weeks after petal fall), securing them with twist ties.


Once bagged, no additional sprays are needed. The bags prevent fungal diseases and insect attacks. Remove bags three weeks before harvest to allow apples to color. You can learn how to bag apples by watching this video: <https://www.youtube.com/watch?v=sbbmgJ5F1wc>.

This publication includes two spray tables: one for trees without resistance to cedar-apple rust (Table 1) and another for trees with resistance (Table 2). Table 3 shows the susceptibility of apple cultivars to cedar-apple rust, apple scab, powdery mildew, and fireblight.

The tables give common chemical names of active ingredients in products recommended for control. For trade names, days to harvest, and maximum number of applications per year, refer to *Fruit Pesticides, Active Ingredients, and Labeled Fruits (MF3431)*. This companion publication will be revised every year to reflect label changes.

**Table 1. Spray schedule for apple trees without resistance to cedar-apple rust**

Growth Stage	Target Organism	Control	Comments
 Dormant	scale and mites	dormant oil	Spray only if these have been a problem in the past.
 Leaf appearance to petal fall	rust, scab, and powdery mildew	myclobutanil	Apply every 10 to 14 days.

Growth Stage	Target Organism	Control	Comments
 <p>Petal fall through May</p>	rust, scab, powdery mildew, plum curculio, codling moth	myclobutanil + malathion, acetamiprid, lambda-cyhalothrin, or CYD-X	Use only one insecticide with myclobutanil. Apply every 10 to 14 days.
From June 1 on	codling moth, sooty blotch, fly speck, fruit rots	captan + malathion, acetamiprid, lambda-cyhalothrin, or CYD-X	Use only one insecticide with captan. Apply every 2 weeks until 3 weeks before harvest.

Common chemical names of active ingredients are given. For trade names, see *Fruit Pesticides, Active Ingredients, and Labeled Fruits (MF3431)*.

**Table 2. Spray schedule for apple trees with disease resistance to cedar-apple rust**

Growth Stage	Target Organism	Control	Comments
Dormant	scale and mites	dormant oil	Spray only if these have been a problem in the past.
Petal fall through May	plum curculio, codling moth	malathion, acetamiprid, lambda-cyhalothrin, or CYD-X	Use only one insecticide. Apply every 10 to 14 days.
From June 1 on	sooty blotch, fly speck, fruit rot	captan + malathion, acetamiprid, lambda-cyhalothrin, or CYD-X	Apply every 2 weeks until 3 weeks before harvest. Captan can be omitted if fly speck and sooty blotch can be tolerated.

Common chemical names of active ingredients are given. For trade names, see *Fruit Pesticides, Active Ingredients, and Labeled Fruits (MF3431)*.

**Table 3. Apple cultivars resistant to cedar-apple rust**

Cultivar	Cedar-Apple Rust	Apple Scab	Fireblight	Powdery Mildew
Akane	Resistant	Moderately susceptible	Resistant	Resistant
Arkansas Black	Resistant	Moderately susceptible	Resistant	Resistant
Empire	Resistant	Very susceptible	Resistant	Susceptible
Granny Smith	Resistant	Susceptible	Very susceptible	Very susceptible
Jonamac	Resistant	Susceptible	Susceptible	Susceptible
Jonafree	Resistant	Very resistant	Very resistant	Susceptible
Liberty	Very resistant	Very resistant	Resistant	Resistant
McIntosh	Very resistant	Very susceptible	Susceptible	Susceptible
Paulared	Resistant	Susceptible	Very susceptible	Susceptible
Red Delicious	Very resistant	Susceptible	Resistant	Resistant
Redfree	Resistant	Very resistant	Moderately susceptible	Resistant
Williams Pride	Resistant	Very resistant	Resistant	Resistant

Choose cultivars resistant to diseases common in your area.

## Apple Problems



Cedar apple Rust



Apple scab



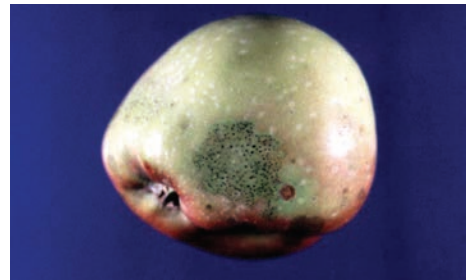
Powdery mildew



Fruit rots



Sooty blotch



Fly speck



Codling moth larva



Codling moth adult




Scale on apple



Plum curculio adult



Plum curculio damage



Spider mite damage

**Ward Upham, Horticulturist**

**Photo credits**

Plum curculio adult, E. Levine, The Ohio State University, Bugwood.org

**K-STATE**  
Research and Extension

Brand names appearing in this publication are for product identification purposes only. No endorsement is intended, nor is criticism implied of similar products not mentioned.

Publications from Kansas State University are available at [www.bookstore.ksre.ksu.edu](http://www.bookstore.ksre.ksu.edu)

Contents of this publication may be freely reproduced for educational purposes. All other rights reserved. In each case, credit Ward Upham, *Spray Guide for Growing Apples at Home*, Kansas State University, July 2018.

**Kansas State University Agricultural Experiment Station  
and Cooperative Extension Service**

K-State Research and Extension is an equal opportunity provider and employer. Issued in furtherance of Cooperative Extension Work, Acts of May 8 and June 30, 1914, as amended. Kansas State University, County Extension Councils, Extension Districts, and United States Department of Agriculture Cooperating, J. Ernest Minton, Interim Director.

**MF3429 July 2018**